

NetSuite 2022.2 Release Notes

Release Preview Draft
Revision Date: July 5, 2022
PDF File Version: v0.9



Important: This document summarizes the changes to NetSuite between 2022.2 and the previous release.

These release notes are subject to change every week.

The 2022.2 enhancements and changes listed in this document are not available to customers until they are upgraded to NetSuite 2022.2. Please check the version number at the bottom of your Home page if you are unsure which NetSuite version you are using. The features and SuiteApps described here may not be available in your NetSuite account. Your access to these features and SuiteApps is subject to the terms of service in your NetSuite contract. Some features may require extra purchase.

Click the following links for details about product changes:

NetSuite

NetSuite · [Accounting](#)

- [Deferred Revenue Reclassification Enhancements](#)
- [Advanced Revenue Management Enablement Updates](#)
- [Support for SuitePeople U.S. Payroll in Labor Expense Allocation](#)
- [SuiteApprovals Enhancements](#)
- [Belgium Localization Now Available in SuiteApp Marketplace](#)
- [China Localization Enhancements](#)
- [Contra Account Sheet Enhancements](#)
- [Country-Specific Reports Enhancements](#)
- [Germany Localization Now Available](#)
- [Netherlands VAT and WKR Reports Enhancements](#)

NetSuite · [Banking](#)

- [Cash 360 Enhancements](#)
- [Cash 360 Now Available](#)
- [Payment Automation for HSBC Now Available](#)
- [Bank Feeds Enhancements](#)

NetSuite · [Employee Management](#)

- [HR Employee User License Update](#)

NetSuite · [Globalization](#)

- [Multi Subsidiary Customer Now Compatible With Consolidated Payments](#)

NetSuite · Inventory Management

- [Supply Planning Workbench Enhancements](#)
- [Planning Purchase Orders Suggestions](#)
- [Warehouse Management Enhancements](#)
- [Quality Management Enhancements](#)
- [SCM Mobile Enhancements](#)

NetSuite · Manufacturing

- [Manufacturing Mobile Enhancements](#)
- [Static Route Management Enhancement](#)

NetSuite · Order Management

- [Pack Station Enhancements](#)
- [Colombia Localization Now Available](#)
- [Ireland Localization Now Available in SuiteApp Marketplace](#)
- [Philippines Invoicing Enhancements](#)
- [United Kingdom Localization Now Available in SuiteApp Marketplace](#)

NetSuite · Projects

- [Project 360 Dashboard Now Available](#)

NetSuite · SuiteAnalytics

- [Scheduled Refresh of Cached Data in Datasets](#)

NetSuite · SuiteApp Distribution

- [Bundle Support During Release Phasing](#)

NetSuite · SuiteBuilder – Customization

- [Updated BFO Library for Advanced PDF/HTML Templates](#)

NetSuite · SuiteCloud SDK

- [2022.2 SuiteCloud Extension for Visual Studio Code Is Not Yet Available](#)
- [2022.2 SuiteCloud IDE Plug-in for WebStorm Is Not Yet Available](#)
- [2022.2 SuiteCloud CLI for Node.js Is Not Yet Available](#)
- [2022.2 SuiteCloud CLI for Java Is Not Yet Available](#)
- [No New Releases for the SuiteCloud IDE Plug-in for Eclipse](#)

NetSuite · SuiteScript

- [2022.2 SuiteScript Records Browser](#)

NetSuite · SuiteTalk Web Services Integration

- [SOAP Web Services Version 2022.2](#)

- [Araxis Merge Diff File for the 2022.2 Endpoint](#)
- [2022.2 SOAP Schema Browser](#)

NetSuite · Taxation

- [SuiteTax](#)
 - [Belgium Localization Now Available in SuiteApp Marketplace](#)
 - [Colombia Localization Now Available](#)
 - [Germany Localization Now Available](#)
 - [Ireland Localization Now Available in SuiteApp Marketplace](#)
 - [Netherlands VAT and WKR Reports Enhancements](#)
 - [Norway Tax Reports Enhancements](#)
 - [United Kingdom Localization Now Available in SuiteApp Marketplace](#)
- [Legacy Tax](#)
 - [International Tax Reports Enhancements](#)
 - [Belgium 2022 Intrastat Dispatch Report Update](#)
 - [The Netherlands 2022 Intrastat Dispatch Report Update](#)
 - [Belgium VAT Report Updates](#)
 - [France VAT Report and Tax Codes Updates for 2022](#)
 - [End of Support for Norway VAT Report](#)
 - [International Tax Reports Issue Fixes](#)
 - [International Tax Reports 3.123.0 Issue Fixes](#)
 - [International Tax Reports 3.123.1 Issue Fixes](#)
 - [Australia Payment Times Report](#)
 - [Portugal Invoice Certification Shipping Documents](#)
 - [Portugal SAF-T Enhancements](#)

NetSuite · User Interface

- [Menu Search Enhancement](#)
- [Inline Editor Sublist Tooltip](#)

NetSuite · Vendors, Purchasing, and Receiving

- [Create NetSuite Vendor Bills From Uploaded Files](#)

Commerce

Commerce · [SC/SCMA/SCA](#) — SuiteCommerce Solutions

The 2022.2 release of SuiteCommerce, SuiteCommerce MyAccount, and SuiteCommerce Advanced will be available in a future release. For the current release notes for these solutions, see the help topic [2021.1 Release of SuiteCommerce, SuiteCommerce MyAccount, and SuiteCommerce Advanced](#).

Commerce · [SuiteCommerce InStore](#)

- [Release Summary](#)

SuiteApps

SuiteApps · SuiteApps (Bundles) Released by NetSuite

- Accounting SuiteApps
- Banking SuiteApps
- Inventory Management SuiteApps
- Localization SuiteApps
- Manufacturing SuiteApps
- Order Management SuiteApps
- Projects SuiteApps
- Taxation SuiteApps

Accounting

NetSuite 2022.2 includes the following enhancements to accounting features:

- Deferred Revenue Reclassification Enhancements
- Advanced Revenue Management Enablement Updates
- Support for SuitePeople U.S. Payroll in Labor Expense Allocation
- SuiteApprovals Enhancements
- Belgium Localization Now Available in SuiteApp Marketplace
- China Localization Enhancements
- Contra Account Sheet Enhancements
- Country-Specific Reports Enhancements
- Germany Localization Now Available
- Netherlands VAT and WKR Reports Enhancements

Deferred Revenue Reclassification Enhancements

This release includes enhancements to the calculations for contract assets and netting entries. This enhancement only impacts reclassification calculations when the accounting preference Unbilled Receivable Adjustment Journal Grouping is set to Arrangement or Sub-Arrangement Group. The new computations apply to revenue arrangements with a combination of positive and negative elements.

This enhancement prevents NetSuite from skipping the Net Contract Asset or Liability Per Element Adjustment. Previously, NetSuite skipped the Net Contract Asset or Liability per Element adjustment when the arrangement or sub-arrangement group included any of the following:

- A positive element and an element with different signs for recognized and billed amounts.
- A positive element and an element with negative recognized amounts and nonzero billed amounts.
- An element whose quantity and recognized amount have different signs.

For more information, see the help topic [Net Contract Asset or Liability per Element](#).

This enhancement also includes updates to the foreign currency gain or loss on contract asset adjustment calculation. NetSuite only creates this adjustment when the accounting preference Exclude Contract Asset from FX Reclassification box is clear. Now, deferred revenue balances will zero for foreign currency transactions after all the revenue is recognized.

For more information, see the help topic [Foreign Currency Gain or Loss on Contract Asset](#).

Advanced Revenue Management Enablement Updates

The Advanced Revenue Management feature is now split into the following features:

- **Advanced Revenue Management (Essentials)** - This feature supports the use of revenue arrangements and plans to automate revenue deferral, recognition, forecasting, and auditing.
- **Advanced Revenue Management (Revenue Allocation)** - This feature is an add-on to Advanced Revenue Management (Essentials). This feature supports the use of fair value pricing, range checking, and fair value formulas to allocate revenue across several performance obligations.

This update does not affect functionality for existing NetSuite accounts that have the Advanced Revenue Management feature enabled. The Advanced Revenue Management (Essentials) and Advanced Revenue Management (Revenue Allocation) features will be enabled automatically in these accounts.

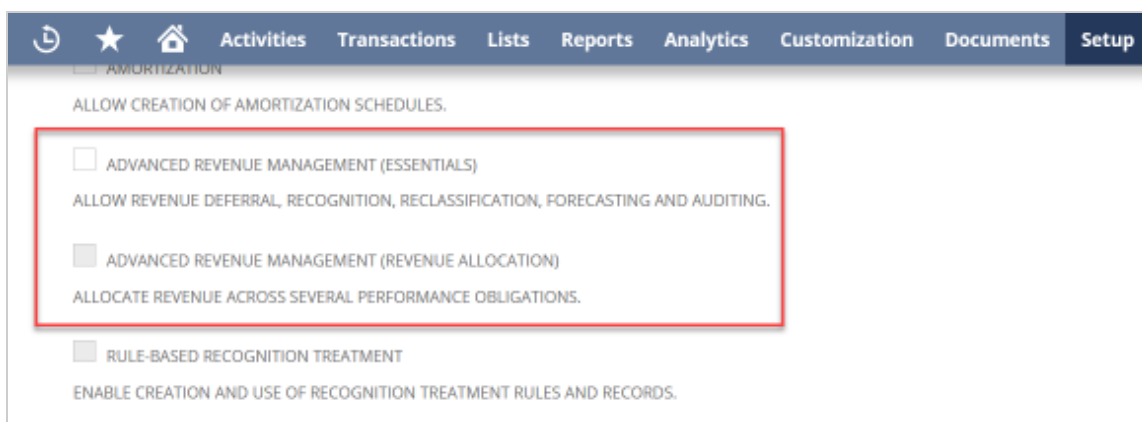
The Accounting Periods feature must be enabled as a prerequisite for Advanced Revenue Management (Essentials) and Advanced Revenue Management (Revenue Allocation). To enable the Accounting Periods feature, go to Setup > Company > Setup Tasks > Enable Features. Click the **Accounting** subtab, and in the Basic Features section, check the **Accounting Periods** box.

To enable the Advanced Revenue Management (Essentials) feature, go to Setup > Company > Setup Tasks > Enable Features. Click the **Accounting** subtab, and in the Revenue Accounting section, check the **Advanced Revenue Management (Essentials)** box.

The Advanced Revenue Management (Essentials) feature must be enabled as a prerequisite for Advanced Revenue Management (Revenue Allocation).

To enable the Advanced Revenue Management (Revenue Allocation) feature, go to Setup > Company > Setup Tasks > Enable Features, and click the **Accounting** subtab. In the Revenue Accounting section, check the **Advanced Revenue Management (Revenue Allocation)** box.

The following screenshot shows the Advanced Revenue Management (Essentials) and Advanced Revenue Management (Revenue Allocation) features on the Enable Features page:



Banking

NetSuite 2022.2 includes the following enhancements to banking features:

- [Cash 360 Enhancements](#)
- [Cash 360 Now Available](#)

- [Payment Automation for HSBC Now Available](#)
- [Bank Feeds Enhancements](#)


Commerce

NetSuite 2022.2 includes the following enhancements to Commerce features:

- [SC/SCMA/SCA — SuiteCommerce Solutions](#)
- [SuiteCommerce InStore](#)

SC/SCMA/SCA — SuiteCommerce Solutions

The 2022.2 release of SuiteCommerce, SuiteCommerce MyAccount, and SuiteCommerce Advanced will be available in a future release. For information about the current release, see the help topic [2021.1 Release of SuiteCommerce, SuiteCommerce MyAccount, and SuiteCommerce Advanced](#).

 **Important:** Commerce Themes and Extensions are only available if they are provisioned and set up in your account.

Commerce Themes


Complete release notes on the latest themes for your SuiteCommerce and SuiteCommerce Advanced site are available here: [Commerce Themes Release Notes](#).

Commerce Extensions

Complete release notes on the latest extensions for your SuiteCommerce, SuiteCommerce MyAccount, and SuiteCommerce Advanced site are available here: [Commerce Extensions Release Notes](#).

SuiteCommerce InStore

SuiteCommerce InStore (SCIS) uses a phased release process to distribute managed-bundle upgrades. Each phase consists of a different group of customers that receive the latest SCIS release. Administrators set up for customers within a phased group receive an email notification listing when their upgrade will occur.

 **Note:** Contact your account representative or Customer Support if you have questions about the availability of SCIS 2022.2.

Release Summary

This SCIS release provides updates that affect behind-the-scenes processing in NetSuite. The release has no functional changes that are visible at the point-of-sale.

Employee Management

NetSuite 2022.2 includes the following enhancement to employee management features:

HR Employee User License Update

Users assigned to employee types with a category of Non Worker are no longer counted against HR Employee license count. You can set the employees' type on the Human Resources subtab of employee records.

For more information, see the help topic [Setting Up Employee Related Lists](#).

Globalization

NetSuite 2022.2 includes the following enhancement to internationalization features:

Multi Subsidiary Customer Now Compatible With Consolidated Payments

NetSuite 2022.2 provides compatibility between the Multi Subsidiary Customer and Consolidated Payments features. To use these features together, a new restriction applies to customer hierarchies. That restriction is that all parent customers must have all subsidiaries of their subcustomers. For information about Consolidated Payments, see the help topic [Consolidated Payments](#). For information about Multi Subsidiary Customer, see the help topic [Assigning Subsidiaries to a Customer](#).

Inventory Management

NetSuite 2022.2 includes the following enhancements to inventory management features:

- [Supply Planning Workbench Enhancements](#)
- [Planning Purchase Orders Suggestions](#)
- [Warehouse Management Enhancements](#)
- [Quality Management Enhancements](#)
- [SCM Mobile Enhancements](#)

Supply Planning Workbench Enhancements

The Supply Planning Workbench includes updates to the Pegging feature and the Date-Based view in 2022.2.

Pegging

- The 2022.2 update displays transactions at end of the pegging chain so that you can view the parent item related to the demand.
- In this release, you can check the View Independent Demand box to show independent demand for some orders.
- When you click the View Independent Demand box, the planning system creates an order hierarchy that displays the most important parent items and transactions at the top. This enables you to see which transactions are driving supply and demand.

Date-Based View

Grid View

The date-based grid view enables you to examine cause and effect by period and forecast trends for an item and location over time.

Graph View

- The Date-Based View graph displays the Adjusted Available Balance Per Period. The safety stock quantity and unit of measure for the graphed item are also displayed in this view.
- After you enter the date-based view from the Results Summary page, a window opens where you can move between a detailed grid of the plan results and a graph of the item's adjusted available balance. Both the grid and graph view values are calculated based on the planning period selected within this window.
- The graph-view enables you to view available inventory which helps to identify when safety stock is too low.

Planning Purchase Orders Suggestions

This feature update enables you to create purchase orders based on suggestions derived from the planning system. Consequently, your organization will order only the amount of inventory that is needed based on planning parameters. It also lets you view, act, and respond to customer needs on late orders.

Warehouse Management Enhancements

NetSuite 2022.2 includes the following Warehouse Management enhancements:

- [Re-releasing Lines with Backorders](#)
- [Support for Fulfillable Service Items](#)
- [WIP Bin Enhancements](#)
- [Bar Code Scanning Updates](#)

If you use the Manufacturing Mobile app with Warehouse Management, you can also view the enhancements for work order picking. For more information, see [Manufacturing Mobile Enhancements](#).

For enhancements to mobile configuration and customization, see [SCM Mobile Enhancements](#).

Re-releasing Lines with Backorders

When items become available for sales or transfer order lines with backorders, you can release them in a wave. The newly committed quantities may be added to an existing wave that already contains the same item line. NetSuite WMS adds them to a new wave, if the pickers have already started to pick the items on the existing wave.

Support for Fulfillable Service Items

Waves can now include service items that have the Can Be Fulfilled/Received setting enabled in their item records. You can add only for sale and for resale service item types to waves.

On your mobile device, you can process these items through any of the picking processes. Note that partial picking, bins, and pick strategies do not apply to service items.

For information about creating waves, see the help topic [Creating Wave Transactions](#).

WIP Bin Enhancements

If you use Warehouse Management with Manufacturing Mobile, you can transfer items to WIP bins through the NetSuite WMS app. This capability applies to WIP bins that have the **Use Bin in Manufacturing Mobile** setting on the item record. For more information, see the help topic [Configuring Records for Locations With Bins](#) or [Inventory Transfers](#).

Bar Code Scanning Updates

On your mobile device, you can now scan item bar codes in GS1 formats that include the following identifier: 02 (Global Trade Item Number of contained trade items). If you include both this identifier and the 01 (GTIN) identifier, NetSuite maps only the 01 (GTIN) identifier with the item's associated alias.

For the following mobile processes, you can continuously scan GS1 or composite bar codes with an item's lot or serial numbers.

- Purchase order receiving (serial numbers only)
- Inbound shipment receiving
- Single or multiple order picking

When you scan an item bar code, its lot or serial number appears in the appropriate field within the process. If the bar code includes the ordered quantity, you can also skip its manual entry in the field. After you process a lot or serial number, you can scan another one for the same item. The same behavior applies when you use tally scanning for GS1 bar codes.

For more information, see the help topic [Bar Code Setup for NetSuite WMS](#).

Manufacturing

NetSuite 2022.2 includes the following enhancements to manufacturing features:

- [Manufacturing Mobile Enhancements](#)
- [Static Route Management Enhancement](#)

Order Management

NetSuite 2022.2 includes the following enhancements to order management features:

- [Pack Station Enhancements](#)
- [Colombia Localization Now Available](#)
- [Ireland Localization Now Available in SuiteApp Marketplace](#)
- [Philippines Invoicing Enhancements](#)
- [United Kingdom Localization Now Available in SuiteApp Marketplace](#)

Projects

NetSuite 2022.2 includes the following enhancements to projects features:

- [Project 360 Dashboard Now Available](#)

SuiteAnalytics

NetSuite 2022.2 includes the following enhancement to SuiteAnalytics.

Scheduled Refresh of Cached Data in Datasets

Previously, if you had the Cached Data in Dataset feature enabled in your account, you could use the Cached Response mode to speed the data loading in your datasets and workbooks. However, all cached data was refreshed every 60 minutes even if you were not viewing your data during time of inactivity.

Now, the frequency to refresh cached data has changed to optimize resources and adjust them to your usage.

If you have the Cached Data in Dataset feature enabled, the Cached Response mode monitors when you viewed your datasets, workbooks, or Analytics portlets. Then, the data refresh is scheduled based on this usage to ensure that the data is refreshed when you need to view it. The scheduled frequency can vary from 1 hour to 24 hours, depending on the usage in your account.

For more information, see the help topic [Cached Data in Datasets](#).

SuiteApps (Bundles) Released by NetSuite

NetSuite 2022.2 includes the following enhancements to SuiteApps released by NetSuite:

- [Accounting SuiteApps](#)
- [Banking SuiteApps](#)
- [Inventory Management SuiteApps](#)
- [Localization SuiteApps](#)
- [Manufacturing SuiteApps](#)
- [Order Management SuiteApps](#)
- [Projects SuiteApps](#)
- [Taxation SuiteApps](#)

Accounting SuiteApps

Following are the 2022.2 accounting enhancements to SuiteApps:

- [Support for SuitePeople U.S. Payroll in Labor Expense Allocation](#)
- [SuiteApprovals Enhancements](#)

Support for SuitePeople U.S. Payroll in Labor Expense Allocation

For NetSuite accounts that have the NFP Labor Expense Allocation SuiteApp installed from the Search & Install Bundles page, the new version is now called Labor Expense Allocation SuiteApp.

In addition, Labor Expense Allocation version 1.01.0 now lets you process payroll data generated from the SuitePeople U.S. Payroll feature.

On the Labor Expense Allocation Preferences page, you can now set the following field preferences:

- **Employee Pay Source** – Set this preference to SuitePeople if your employee pay source comes from the SuitePeople U.S. Payroll feature.
- **Saved Search for Employee Pay** – Assign the predefined search provided by the SuiteApp or use your own customized saved search.

The latest version includes a predefined saved search named **SuitePeople Employee Pay**. The search sources paychecks generated through the SuitePeople U.S. Payroll feature and employee pay transactions created through Labor Expense Allocation.

In the latest version, there is no need to manually create or import timesheets into NetSuite. The SuiteApp now supports the automatic retrieval of employee pay data and enables you to fetch timesheets created through the SuitePeople U.S. Payroll feature.

For more information, see the help topic [Labor Expense Allocation](#).

SuiteApprovals Enhancements

SuiteApprovals will include the following enhancement in 2022.2:

Approval Submission Process Enhancements

SuiteApprovals version 7.02.0 includes the following enhancements to the approvals submission process:

- **Enable Draft Status** – You can set a preference to enable certain record types to be saved as a draft before it goes through the approvals routing process. On the General subtab of the Approval Preferences page (Setup > Approval Process Manager > Preferences), you can select which record types can be saved as a draft in the Enable Draft Status field.
- **Submit for Approval** – If you enabled the draft status preference for a record type, the approval process will not automatically start when the record is saved. The record will be saved in draft state upon creation, and a Submit for Approval button will be available. To initiate the approval process, you must click the Submit for Approval button.

These enhancements enable you to save and review the records for any changes needed. You can also review the approvers on the applicable approval rules before submitting the record for approval.

For more information, see the help topic [SuiteApprovals SuiteApp](#).

Banking SuiteApps

Following are the 2022.2 banking enhancement to SuiteApps:

- [Cash 360 Enhancements](#)
- [Cash 360 Now Available](#)
- [Payment Automation for HSBC Now Available](#)
- [Bank Feeds Enhancements](#)

Cash 360 Enhancements

Cash 360 SuiteApp version 1.0.1 includes the following enhancements:

- **Updated saved search for opening balance amount** – When you click the initial opening balance amount in the Cash Forecast table, the saved search that now opens displays all chart of accounts with the type equal to bank for your subsidiary.
- **Updated calculations in the Cash 360 Dashboard** – The tiles and pie charts in the Cash 360 dashboard now include currency revaluations and transaction statuses in the receivable and payable amount calculations.

- Excluded memorized transactions** – The calculation of accounts payable and accounts receivable amounts now excludes memorized transactions. When you click the accounts payable or accounts receivable amounts in the Cash Forecast table, the saved search results no longer include memorized transactions.

For more information, see the help topic [Cash 360](#).

Cash 360 Now Available

Cash 360 SuiteApp version 1.00.0 is now available for installation from the SuiteApp Marketplace as a public and managed SuiteApp.

Cash 360 lets you effectively manage cash flow. It provides a real-time view of your company's cash position and the ability to generate fast and accurate near-term forecasts.

The SuiteApp has a cash management dashboard where you can do the following:

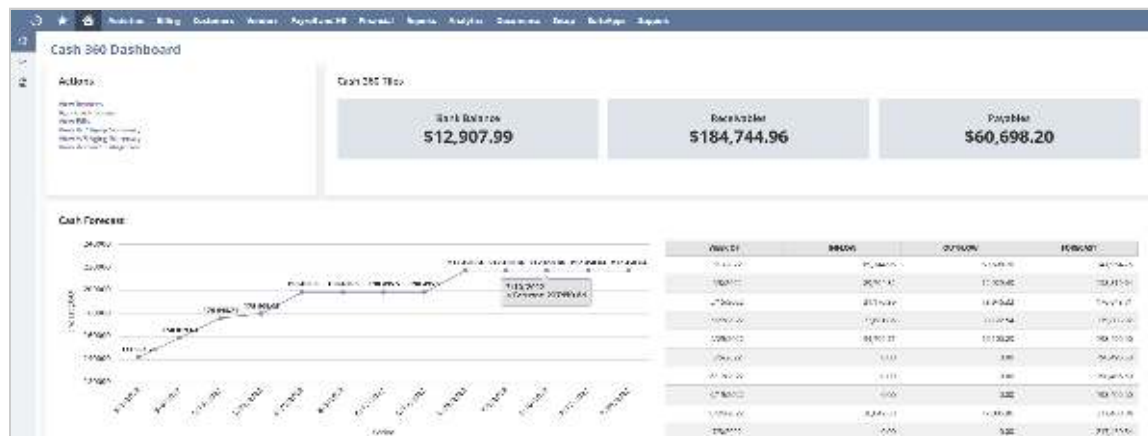
- Inspect real-time cash projections using charts and graphs.
- View the current total bank balance, payables, and receivables.
- View A/P and A/R aging summary pie charts.

Cash 360 also has the following cash forecasting features:

- Ability to set the forecast period preference to days, weeks, or months. This lets you see the impact of future cash inflow and outflow on the company's cash position in various periods.
- Ability to group account codes to predict cash flow for a category rather than for individual accounts.
- A cash forecast table that shows the projection of financial inflows and outflows.

Cash forecasts are derived from NetSuite data. You do not need to set up or import data from other sources.

You can also add ad hoc cash inflow and outflow lines, such as finance inflow or capital investments, into the cash forecast. This enables you to better predict your company's cash requirements and analyze your company's liquidity status.



For more information, see the help topic [Cash 360](#).

Payment Automation for HSBC Now Available

Payment Automation SuiteApp version 1.0 is now available for installation from the SuiteApp Marketplace to limited audience as a managed SuiteApp.

The SuiteApp lets you automate AP payments and pay your suppliers with checks, virtual payment cards, and ACH.

You can set up all A/P automation for HCBC from NetSuite.

The SuiteApp is only available in the United States of America, and only US dollars are supported.

Bank Feeds Enhancements


The Bank Feeds SuiteApp version 22.1.0 includes the following enhancements:

- [Enhanced U.S. and Canada Bank Feeds Configuration Setup Interface](#)
- [Revised Notice on Data Processing](#)
- [Support for Open Banking Feature](#)


Enhanced U.S. and Canada Bank Feeds Configuration Setup Interface

You can now connect to a U.S. or Canada financial institution through a modern configuration popup window with updated labels.

Previously, the configuration window consisted of a three-phased setup to connect your financial institution to NetSuite.



The latest version of the SuiteApp now uses a minimalist version that makes configuration seamless.



To ensure optimized account linking and verification, the configuration popup window has been upgraded with the following:

- A new search algorithm with clear financial institution names and help text.
- Labels and error messages that provide you with clear steps.
- Ability to connect with financial institutions that use Open Banking technology and import your bank data. The system automatically redirects you to the financial institution's website to authenticate your credentials and authorize NetSuite to retrieve your bank data for import.

Revised Notice on Data Processing

To support the Open Banking feature, the Technology License Agreement (TLA) with the Authorized Information Service Provider (AISP) of NetSuite has been updated. The system presents the revised notice only one time during your connection setup.

The system also asks you to consent to data sharing every time you connect to a financial institution.

Support for Open Banking Feature

The latest version of the SuiteApp enables you to connect with and import your bank data from financial institutions that use Open Banking technology. With Open Banking, the system automatically redirects

you to the financial institution's website to authenticate your credentials and authorize the NetSuite AISP to retrieve your bank data. This action improves the bank feeds connection setup by providing fewer authentication requirements.

For more information, see help topic [Bank Feeds SuiteApp](#).

Inventory Management SuiteApps

Following are the 2022.2 inventory management enhancements to SuiteApps:


- [Quality Management Enhancements](#)
- [SCM Mobile Enhancements](#)

Quality Management Enhancements

NetSuite 2022.2 includes the following Quality Management enhancements:

- [New Receipt Quarantines Workflow](#)
- [Enhanced Inspection Queue Generation Capability for Inventory Transactions](#)

New Receipt Quarantines Workflow

 **Important:** This feature is targeted to be available in August 2022.

The existing Receipt Quarantines workflow in Quality Management updates your item's bin transfer and inventory status based on the inspection outcome. To configure the existing workflow, you must implement required bin transfers.

Now, in NetSuite 2022.2, the new Enhanced Receipt Quarantines workflow supports the following for each lot:

- **Optional bin transfers** – For non-controlled items and lot controlled items. Each lot can be in a different bin.
- **Optional inventory status updates** – For non-controlled and lot controlled items. Each lot can be in a different inventory status.

To view the new workflow, go to Customization > Workflow > Workflows, and then click **Enhanced Receipt Quarantines**.

You can implement the following transfers:

- Both bin transfers and inventory status updates
- Bin transfers only
- Inventory status updates only
- Neither bin transfers nor inventory status updates

Lots with a Pass or Fail status can have unique bin transfers and inventory statuses. During inspection, Quality Management automatically moves passed and failed items and lots to different bins and inventory statuses.

The following table describes the bins and inventory statuses you can configure for bin transfers and inventory status updates.

Bin Transfers	Inventory Status Updates
<ul style="list-style-type: none"> ■ Pre-Inspection Bin – To assign your NetSuite transaction inventory detail a bin before an inspection. When you configure the workflow, you can assign a pre-inspection bin to all the lots for the item. ■ Bin On Pass – To move the inspected item or lot to the Pass bin when the inspection passes. ■ Bin On Fail – To move the inspected item or lot to the Fail bin when the inspection fails. 	<ul style="list-style-type: none"> ■ Pre-Inspection Status – To assign your NetSuite transaction inventory detail an inventory status before an inspection. When you configure the workflow, you can assign a pre-inspection status to items or lots you want to inspect. ■ Inventory Status On Pass – To move the inspected item or lot to the Pass inventory status when the inspection passes. ■ Inventory Status On Fail – To move the inspected item or lot to the Fail status when the inspection fails.

Enhanced Inspection Queue Generation Capability for Inventory Transactions



Important: This feature is targeted to be available in August 2022.

Quality Management now supports inspection queue generation for inventory transactions with reference to relevant NetSuite parent transactions.

The following table describes the type of parent transaction that Quality Management references to generate the inspection queue for a specific inventory transaction.

Parent Transaction	Inventory Transaction
Purchase Order	Item Receipt
Sales Order	Item Fulfillment
Work Order	Assembly Build Work Order Completion
Vendor Return Authorization	Item Fulfillment
Return Authorization	Item Receipt
Transfer Order	Item Fulfillment (generated at the source location when the item is shipped) Item Receipt (generated at the destination location when the item is received)

SCM Mobile Enhancements



Note: SCM Mobile is shared and used with the following SuiteApps only: NetSuite WMS, Manufacturing Mobile, and Pack Station. For more information, see the help topic [SCM Mobile](#).

SCM Mobile version 2022.2 includes the following new fields across the different pages for mobile setup, customization, and configuration:

- **Enable for These Apps Only** - On the Mobile - Settings page, this field enables you to select the mobile apps for which you want to enable mobile printing. This setting does not restrict access to mobile printing from the NetSuite UI.
- **Roles** - For icons on independent custom mobile pages, this field enables you to select the roles that can access an icon. Independent pages appear as menu pages of a mobile app.

You can access independent pages through the new **Configure Independent Pages** button on the Mobile - Process List page.

- **Retain Column Filters** - You can check this box for a Data Table element of a standard or custom mobile process. Throughout an active session, it lets you retain your table filters even when you go to another mobile page within the process.

For more information, see the help topic [SCM Mobile Setup](#) or [Configuring SCM Mobile App Settings](#).

Other SCM Mobile enhancements include the following:

- [Standard NetSuite Login and SAML Support](#)
- [Search Filters for Label Reprinting](#)

Standard NetSuite Login and SAML Support

In NetSuite 2022.2, you can now access the SCM Mobile apps from the standard NetSuite login page. Existing login URLs automatically redirect to this page. You can login through the SAML login option. For more information, see the help topic [SAML Single Sign-on](#).

Search Filters for Label Reprinting

The enhanced search capability for mobile reprinting provides the following filters to help you look for printed labels or documents: transaction number, item, lot number, or serial number. You can use these filters when you reprint through your mobile device or the NetSuite UI. For more information, see the help topic [Reprinting Labels](#).

Localization SuiteApps

Following are the 2022.2 localization enhancements to SuiteApps:

- [Australia Payment Times Report](#)
- [Belgium Localization Now Available in SuiteApp Marketplace](#)
- [China Localization Enhancements](#)
- [Colombia Localization Now Available](#)
- [Contra Account Sheet Enhancements](#)
- [Country-Specific Reports Enhancements](#)
- [Germany Localization Now Available](#)
- [Ireland Localization Now Available in SuiteApp Marketplace](#)
- [Netherlands VAT and WKR Reports Enhancements](#)
- [Norway Tax Reports Enhancements](#)
- [Philippines Invoicing Enhancements](#)
- [Portugal Invoice Certification Shipping Documents](#)
- [Portugal SAF-T Enhancements](#)
- [United Kingdom Localization Now Available in SuiteApp Marketplace](#)

Australia Payment Times Report

The ANZ Localization SuiteApp version 2.0.0 includes the following enhancements:

- [Payment Times Report Generation](#)
- [Payment Times Report Configuration](#)

Payment Times Report Generation

You can now generate the Payment Times Report (PTR) for submission to the Payment Times Reporting Portal.

The PTR is a legislative requirement for large businesses in Australia that have trade credit arrangements with small businesses. It reports the payment terms and practices of your small business suppliers.

You must submit the PTR within three months after the reporting period. The Payment Times Reporting Portal requires the following:

- CSV file containing the payment information
- Word or PDF file containing signatures and associated declarations

On the Country Tax Reports page in NetSuite, you can generate the PTR and then export the CSV file and the Word (.doc) file. PDF is not yet supported.

The Australian government requires you to submit the Payment Times Report in Australian dollars (AUD). If your subsidiary in Australia uses a currency that is not AUD, you must set up your account to convert your transaction currency to AUD.

For more information about what you need to do before generating a PTR, see the help topic [Payment Times Report \(PTR\)](#).

Payment Times Report Configuration

The ANZ Localization SuiteApp provides the Payment Times Report Configuration page where you must provide information needed for generating the PTR. The configuration page contains the following subtabs:

- **Entity & Approval Information** – Contains fields for entity, submitter, and approver details.
- **Payment Details** – Contains fields for payment period, practices and arrangements, and supply chain financing.
- **Others** – Contains fields for changes in accounting period, business name, and comments related to the report.

For more information, see the help topic [Payment Times Report Configuration](#).

Belgium Localization Now Available in SuiteApp Marketplace

Belgium Localization SuiteApp version 2.00.0 is now available in the SuiteApp Marketplace. Previous versions of this SuiteApp are no longer supported. If you are using the SuiteTax feature, installing this latest version prevents compatibility issues in your Belgium tax reports with NetSuite 2022.1 and later versions.

Belgium Localization SuiteApp 1.05.0 or earlier is not automatically upgraded to version 2.00.0. To install this latest version from the SuiteApp Marketplace, you must first uninstall the older versions of the SuiteApp (Bundle ID: 307195) from the SuiteBundler.

For more information, see the help topic [Belgium Localization](#).

China Localization Enhancements

China Localization version 1.00.26 provides support for SuiteTax features.

Accounts with SuiteTax enabled will be able to use China Localization features.

For more information, see the help topic [Installing China Localization In Accounts With Suitetax](#).

Colombia Localization Now Available

The Colombia Localization SuiteApp includes the following new features:

- Electronic Invoicing for Colombia
- Electronic Bank Payments for Colombia
- Financial Reports for Colombia
- Magnetic Media Information for Colombia

It is now generally available and can be installed from the NetSuite SuiteApp Marketplace. It is a public and managed SuiteApp.

The SuiteApp is compatible with the SuiteTax feature in OneWorld accounts only.

■ **Electronic Invoicing for Colombia**

Using the Colombia Localization SuiteApp, you can generate and process e-documents for Colombia in compliance with the requirements established by the DIAN (Colombian Tax Authority).

To use the Colombia Electronic Invoicing feature, you must first install or update to the latest version of the Electronic Invoicing SuiteApp. Then, you must install the Colombia Localization SuiteApp.

The following features are included in the Colombia Localization SuiteApp to support Electronic Invoicing for Colombia:

- **DIAN Catalogs** – When you install the Colombia Localization SuiteApp, the latest catalogs from the DIAN are stored in NetSuite as custom records. Colombia-specific custom fields are also provided to capture values from these catalogs.
- **Colombia Localization Field Mapping** – A mapping tool is included to enable you to map standard NetSuite fields to official DIAN Catalog values. The mapped values are included in the Magnetic Media Information files (Medios Magnéticos – Información Exógena) after they are saved in the system.
- **Technological Service Provider Configuration** – You can configure credentials and other relevant settings to connect NetSuite with the technological service providers (Proveedores Tecnológicos) authorized by the DIAN to certify e-documents. It also provides the XML template files and e-document sending methods that let you integrate with them. Three pre-configured technological service providers are delivered with the SuiteApp: Dispapeles, Facture, and GoSocket.
- **PDF Templates** – With these PDF templates, you can obtain printable versions of certified CUFE (Unique Electronic Invoicing Code) with the information required by the DIAN.

■ **Electronic Bank Payments for Colombia**

The Colombia Localization SuiteApp includes templates for generating bank payment files in the format specified by the major Colombian banks. Currently, Bancolombia, Banco de Bogotá and Davivienda templates are delivered with the SuiteApp.

To use these templates, you must first install the Electronic Bank Payments SuiteApp, followed by the installation of the Colombia Localization SuiteApp.

■ **Financial Reports for Colombia**

The Colombia Localization SuiteApp provides financial reports in the print format specific to Colombian accounting practices:

- Balance de Comprobación
- Balance de Comprobación por Terceros

■ **Magnetic Media Information Files for Colombia**

These files contain information about operations with customers, vendors or third parties that individuals and legal entities must present periodically to the tax administration. With the Colombia Localization SuiteApp, you can generate the following Magnetic Media XML files (Medios Magnéticos – Información Exógena) in the format prescribed by the DIAN:

- 1001 – Pagos y Abonos en cuenta y retenciones
- 1003 – Retenciones en la fuente que le practicaron
- 1005 – Impuesto de IVA descontable
- 1006 – Impuesto de IVA generado
- 1007 – Ingresos recibidos
- 1008 – Saldos de cuentas por cobrar
- 1009 – Saldo de cuentas por pagar

Contra Account Sheet Enhancements

In version 1.2.7, Contra Account Sheet now displays data from accounting books in active, inactive, and pending states.

Country-Specific Reports Enhancements

Country-Specific Reports SuiteApp version 1.03 includes the new account balance drill-down feature.

To use this feature, you must have the Contra Account Sheet SuiteApp installed in your NetSuite account. Also, this feature is available only for reports that use the list of accounts feature.

To help you better understand the report data related to a single account, the drill-down feature connects the reports provided by the Country-Specific Reports SuiteApp with the Contra Account Sheet SuiteApp dashboard. When you click a value in your report, it opens a new browser tab that shows the Contra Account Sheet dashboard. This dashboard contains detailed transaction-level information for the selected account and period. Currently, you can drill down only to a single account balance.

This update also adds a new **Report Type** field on the CSR – Report record. To use the account balance drill-down feature on new or existing reports, this field must be set to either income statements or balance sheets.

For more information, see the help topic [Country-Specific Reports](#).

Germany Localization Now Available

Germany Localization SuiteApp version 1.0 is now available for installation.

The Germany Localization SuiteApp provides features that address or comply with accounting and financial reporting requirements or standards specific to Germany. Two important German standards (SKR03 and SKR04) are supported. Chart of accounts templates with numerous common accounts are provided, giving German companies the option to add subaccounts to the chart of accounts or to set up only the accounts they will use. The Germany Localization SuiteApp also supports several German

financial statements including the balance sheet, the income statement, and balance reports (SuSa). These financial statements display aggregated data drawn from relevant accounts defined in the chart of accounts. Also, several SuiteTax-based reports are available, such as Intrastat – Arrivals and Intrastat - Dispatches, Recapitulative Statement, Periodic VAT Return – USt 1A, and GoBD Data Extract.

For more information, see the help topic [Germany Localization](#).

Ireland Localization Now Available in SuiteApp Marketplace

Ireland Localization version 2.0.0 is now available for installation from the SuiteApp Marketplace. This SuiteApp enables you to use Ireland-specific features such as tax reporting, Intrastat and EC Sales List reporting, and electronic bank payments.

Previously, you could install the Ireland Localization SuiteApp from the Search & Install Bundles page. If you have the previous SuiteApp (version 1.02, bundle ID: 318395) installed in your NetSuite account, you need to uninstall it before installing the new version of Ireland Localization from SuiteApp Marketplace.

For more information, see the help topic [Ireland Localization](#).

Netherlands VAT and WKR Reports Enhancements

Netherlands Localization SuiteApp version 2.00.0 provides enhancements to the following reports:

- **SuiteTax-based VAT OB69** – If the Full Multi-Book Accounting feature is enabled in your account, you can generate the VAT OB69 report for a specific accounting book.
This new version also provides the following updates to the VAT OB69 report filters:
 - The report filter descriptions are updated according to the current VAT specifications in the Netherlands.
 - Box 5b of the report now includes the Intra-Community Purchase tax transaction type.
- **Work-related costs or werkkostenregeling (WKR)** – The new version of the SuiteApp enables you to report the work-related costs per accounting book. However, WKR reporting currently supports only accounting books that use the EUR currency.

For more information, see the help topic [Netherlands Localization](#).

Norway Tax Reports Enhancements

Norway Tax Reports SuiteApp version 1.09.0 provides the following enhancements:

- **Adjustment Book Support** – Norway SAF-T report now fully supports Adjustment Book feature of Multi-Book Accounting.

For more information, see the help topic [Norway Tax Reports SuiteApp](#).

Philippines Invoicing Enhancements

The Southeast Asia Localization SuiteApp version 4.0.0 includes new Philippines invoicing custom fields where you can enter information registered with the Bureau of Internal Revenue (BIR). The following describes the enhancements included in this update:

- [Taxpayer Branch Code Update](#)

- [Document Serial Number Update](#)

Taxpayer Branch Code Update

If you have the Location feature enabled in your NetSuite account, the **Taxpayer Branch Code** field gets added to your location record. During the upgrade, the system copies the values in the Branch ID field into the Taxpayer Branch Code.

For more information, see the help topic [Updating the Taxpayer Branch Code](#).

Document Serial Number Update

The following inclusive serial number fields let you customize how serial numbers appear in Philippines documents:

- Serial number fields are now split into the **Series Range From** and **Series Range To** fields.
- The new **Prefix** and **Suffix** fields let you customize how prefixes and suffixes are formatted.
- The new **Display Preview** field shows a preview of the serial number combination you create.

The new serial number fields comply with BIR-required formatting and will be printed in footer details of your transactions. These fields are added under the Document Serial Number section of the Philippines Invoicing subtab in your subsidiary, company information, or location record.

For more information, see the help topic [Philippines Inclusive Serial Number](#).

Portugal Invoice Certification Shipping Documents

Portugal Invoice Certification SuiteApp version 1.08.0 includes the following three fields added on the item fulfillment transaction record:

- **AT DOC CODE ID**

This code refers to the identification code issued by the Portugal Tax and Customs Authority (AT). It was added to the document per Decree No. 147/2003, of July 11. The code is obtained from AT after submitting the SAF-T for Shipping file.

- **Movement of Goods Start Time**

This new field is required for the Portugal SAF-T report generation, section Transport Documents. Use it to enter the date and time of when the loaded vehicle left your company's premises, and the transport of goods started.

- **License Plate**

If information about the license plate of the vehicle that transports the goods is applicable for your transaction, you can enter it in this field.

For more information, see the help topic [Portugal Invoice Certification](#).

Portugal SAF-T Enhancements

Portugal SAF-T SuiteApp version 1.04.0 requires you to enable the SuiteScript feature in your account prior to the app installation. If the SuiteApp is already installed, you should enable the feature before upgrading to a new version of the app. This prerequisite is essential for the functionality of the following newly added enhancements:

- **Capability to Generate SAF-T for Shipping File**

In this version, both Administrator and non-Administrator roles are able to generate the SAF-T for Shipping file. This procedure provides support in generating shipping documents that are required in Portugal for the movement of goods. You create these documents in NetSuite using item fulfillments.

- **Capability to Update ATDocCodeIDs in Portugal Shipping Documents**

In this version, both Administrator and non-Administrator roles are able to update ATDocCodeIDs in Portugal shipping documents in bulk. ATDocCodeID is a code provided by the Portugal Tax and Customs Authority (AT) as an indication that the item fulfillment record has been validated. This procedure refers to updating the shipping documents' ATDocCodeIDs, which you received from AT in the XML file format. After the update, they can be found in the respective item fulfillment records.

- **Addition of Movement of Goods Information to Portugal SAF-T for Billing in XML Version 1.04_1**

In this version, the Portugal SAF-T for Billing in XML Version 1.04_1 includes newly added information about item fulfillment records. This includes all of the shipping documents selected for the SAF-T for Billing file generation. This addition further contains information about each included item fulfillment transaction under a specific Portugal subsidiary.

For more information, see the help topic [Portugal SAF-T](#).

United Kingdom Localization Now Available in SuiteApp Marketplace

United Kingdom Localization version 2.0 is now available for installation from the SuiteApp Marketplace. This SuiteApp enables you to use UK-specific features such as VAT100 tax reporting, Making Tax Digital (MTD) VAT online submission process to HMRC, electronic bank payments, and Intrastat reporting.

Previously, you could install the United Kingdom Localization SuiteApp from the Search & Install Bundles page. If you have the previous SuiteApp (version 1.6.1, bundle ID: 302845) installed in your NetSuite account, you need to uninstall it before installing the new version of United Kingdom Localization from SuiteApp Marketplace.

For more information, see the help topic [United Kingdom Localization](#)

Manufacturing SuiteApps

Following are the 2022.2 manufacturing enhancements to SuiteApps:

- [Manufacturing Mobile Enhancements](#)
- [Static Route Management Enhancement](#)

Manufacturing Mobile Enhancements

NetSuite 2022.2 includes the following Manufacturing Mobile enhancements:

- [Enhanced Scanner Flow for Non-Work in Process \(Non-WIP\) Work Orders](#)
- [New Manufacturing Mobile Preferences Record](#)
- [Changes to Real Time Build for Work Orders](#)
- [Changes to Automated Backflush for Lot Controlled Items](#)
- [New Balance Quantity Field in Scanner Flow](#)

- [Work Order Picking Enhancements](#)

Enhanced Scanner Flow for Non-Work in Process (Non-WIP) Work Orders

 **Important:** This feature is targeted to be available in August 2022.


Manufacturing Mobile provides more scanner flow capabilities for non-work in process (non-WIP) work orders similar to the capabilities for WIP work orders:

- **Generated builds** – When you report production or consumption, ad hoc, real time, and submit work builds generate.
- **Consumption reporting** – The Consumption Enter Quantity screen is now available. You can report consumption for serialized, inventory assembly, and lot controlled items.
- **Production reporting** – The Production Enter Quantity screen is now available. You can report production for serialized, inventory assembly, and lot controlled items.
- **Default real time builds** – When you create a non-WIP work order, the **Real Time Build** box is now checked and enabled by default.

Scanner flow for non-WIP work orders includes the following enhancements:

- **Overages on work order transactions** – Non-WIP work orders now validate the Manufacturing preference **Allow Overage on Work Order Transactions**.
You receive an error or a warning message when you report a production quantity higher than the work order quantity.
- **Updated error and warning messages** – Messages for entering a reported quantity provide additional validations and include better descriptions of the outcomes of specific actions.
- **New columns and fields** – On the Select Shift screen, the **Description** column is added to the Shifts table.
This column provides additional context about the specific shift. Additionally, the default number of shifts listed is reduced to one.
On the Enter Quantity screen, the **Last Quantity Reported** and **Last Reported Time** fields are added.
- **Additional work order context** – Relevant details listed on screens are available in subsequent screens.
The **Location**, **Work Center**, and **Shift** details you select on the Select Shift screen are available on the Enter Date screen.
- **Reduced screens** – To reduce the number of screens to report data, some confirmation and success message screens are removed.

New Manufacturing Mobile Preferences Record

 **Important:** This feature is targeted to be available in August 2022.

Manufacturing Mobile includes a new Manufacturing Mobile preferences record (Mfg Mobile - preferences) where Administrators and production managers can define preferences at an account level.

You can define the following preferences:

- **Default Real Time Build for Work Orders** – You can enable or disable default real time build for work orders.

For more information, see the release note [Changes to Real Time Build for Work Orders](#).

- **Automated Backflush for Lot Controlled Items** – You can enable or disable automated backflush for lot controlled items.

For more information, see the release note [Changes to Automated Backflush for Lot Controlled Items](#).


- **Enable the All Balance Quantity Button** – You can keep or remove the **All Balance Quantity** button in scanner flow.

For more information, see the release note [New Balance Quantity Field in Scanner Flow](#).

- **Maximum Number of Line Items for a No-code Solution** – You can set up to 50 maximum line items to trigger a no-code solution.

You can set your preferred maximum number of line items by selecting a number between 0 and 50 from the list.

Changes to Real Time Build for Work Orders

 **Important:** This feature is targeted to be available in August 2022.

You can now disable default real time build on the Manufacturing Mobile Work Order Form (Mfg Mobile - Work Order Form) in the following ways:

- **Configure the Manufacturing Mobile Preferences record (Mfg Mobile - preferences)** – To clear the **Real Time Build** box when you create work orders.

You can disable default real time build by clearing the **Default Real Time Build for Work Orders** box on the Manufacturing Mobile preferences record.

For more information, see the release note [New Manufacturing Mobile Preferences Record](#).

 **Note:** This capability does not support work orders you create from sales orders.

- **Customize the Manufacturing Mobile Work Order Form** – To clear the **Real Time Build** box when you create work orders from sales orders.


You can disable default real time build by selecting **Unchecked** as the **Check Box Default** for **Real Time Build**.

You can also make the custom Manufacturing Mobile Work Order Form your preferred form by checking the **Preferred** box on the Custom Transaction Forms page.

Regardless of your real time build setting on the Manufacturing Mobile Work Order Form, you can still check or clear the **Real Time Build** box.

For more information, see the help topic [Creating a Manufacturing Mobile Work Order](#).

Changes to Automated Backflush for Lot Controlled Items

 **Important:** This feature is targeted to be available in August 2022.

Previously, Manufacturing Mobile only supported automated backflush for lot controlled items. Starting 2022.2, you can disable automated backflush for lot controlled items.

You can disable automated backflush by clearing the **Automated Backflush for Lot Controlled Items** box on the Manufacturing Mobile preferences record (Mfg Mobile - preferences).

For more information, see the release note [New Manufacturing Mobile Preferences Record](#).

New Balance Quantity Field in Scanner Flow

 **Important:** This feature is targeted to be available in August 2022.

On the Enter Quantity screen for consumption and production reporting in scanner flow, the **Balance Quantity** field is added for work orders.

Balance quantity is the work order quantity minus the reported quantity.

You can also select the balance quantity as the default quantity by clicking **All Balance Quantity**.

To remove the button, you can clear the **Enable the All Balance Quantity Button** box on the Manufacturing Mobile preferences record (Mfg Mobile - preferences).

For more information, see the release note [New Manufacturing Mobile Preferences Record](#).

Work Order Picking Enhancements

If you use Manufacturing Mobile with Warehouse Management, you can now pick more than the quantity in the WMS app for the following work orders:

- WIP work orders with routing
- Both WIP and non-WIP work orders with work centers assigned

The following configurations enable over-picking through a mobile device:

- **Use Bin in Manufacturing Mobile box** – Enables you to use the WIP bin to stage the picked component items, including the excess quantity.
You can enable this setting by checking the box on a WIP bin record.
During a WMS inventory transfer process, you can also transfer items to and from this WIP bin.
To configure your WIP bin record, see [Creating a WIP Bin for Manufacturing Mobile](#).
- **Allow over-picking for work orders system rule** – Enables excess quantity when you pick components for the supported work orders.
You can enable this new system rule by selecting **Manufacturing Mobile app** as the **Process Type**.
To view the complete setup instructions, see [Activating the Allow Over-picking for Work Orders System Rule](#).

For more information, see the release note [Warehouse Management Enhancements](#).

Static Route Management Enhancement

In the Static Route Management SuiteApp version 2.01.2, the Manage Route Shipments page now displays the amount in base currency of the customer's subsidiary.

For more information, see the help topic [Managing Routes](#).

FEFO Lot Assignments Enhancements

FEFO Lot Assignments SuiteApp version 2.01.0 now includes support for translation of the user interface following the language selected by the user under Preferences.

For more information, read the help topic [FEFO Lot Assignments](#).

Order Management SuiteApps

Following are the 2022.2 order management enhancements to SuiteApps:

Pack Station Enhancements

The enhancements to Pack Station enable you to do the following:

- If you use Pack Station with Warehouse Management, you can process service items for picking and packing through your mobile device. You can process only for sale and for resale service item types that have the **Can Be Fulfilled/Received** setting in their item records.
- When you transfer packed cartons into pallets, you can choose a pallet that has already been used in a shipped fulfillment. You can enable this capability by activating the **Use Pallets from Shipped Fulfillments** system rule.

Projects SuiteApps

This release note was updated <xref to latest dated section in HCWU file>.

Following are the 2022.2 projects enhancements to SuiteApps:

Project 360 Dashboard Now Available

Project 360 Dashboard version 1.00.0 is now available for installation from the SuiteApp Marketplace as a public and managed SuiteApp. The SuiteApp provides a project dashboard with a centralized view of key metrics and data points to manage projects efficiently. Project managers can access the Project Portfolio page to view all the projects assigned to them. They can also drill down to detailed project insights from the following focus pages:

- Project Overview
- Resource Planning
- Budget and EAC
- Billing and Revenue
- Financial

Project managers can use this SuiteApp to:

- Access and review key performance indicators for one or more projects in one place.
- View various information about the primary details of a project.
- Monitor and allocate project resources, and view high-value tasks and deliverables.
- Monitor spending against the budget on a project's current progress.
- Track client invoices and monitor revenue for a project.
- Analyze, gauge, and maintain profitability throughout a project.

The screenshot displays the 'Project Portfolio' interface. On the left, there is a 'Reminders' sidebar with a list of items. The main area, titled 'My Project Portfolio', contains a table with the following columns: PROJECT NAME, STATUS, BUDGET, ACTUALS, VARIANCE, and other financial metrics. The table lists several projects with their respective values.

For more information about the new feature, read the help topic [Project 360 Dashboard](#).

Taxation SuiteApps

Following are the 2022.2 taxation enhancements to SuiteApps:

- Legacy Tax SuiteApps
 - International Tax Reports Enhancements
 - Belgium 2022 Intrastat Dispatch Report Update
 - The Netherlands 2022 Intrastat Dispatch Report Update
 - Belgium VAT Report Updates
 - France VAT Report and Tax Codes Updates for 2022
 - End of Support for Norway VAT Report
 - International Tax Reports Issue Fixes
 - International Tax Reports 3.123.0 Issue Fixes
 - International Tax Reports 3.123.1 Issue Fixes

Legacy Tax SuiteApps



Important: The legacy tax enhancements in this section are applicable only to NetSuite accounts without the SuiteTax feature.

International Tax Reports Enhancements

The International Tax Reports SuiteApp includes the following enhancements in 2022.1:

- Belgium 2022 Intrastat Dispatch Report Update
- The Netherlands 2022 Intrastat Dispatch Report Update
- Belgium VAT Report Updates
- France VAT Report and Tax Codes Updates for 2022
- End of Support for Norway VAT Report

Belgium 2022 Intrastat Dispatch Report Update

International Tax Reports version 3.123.0 includes the following updates for the Belgium Intrastat Dispatch (Sales) Report:

- The Customer VAT Number column is removed from the Belgium Intrastat Dispatch (Sales) report.
- The Counterparty VAT Number field on transaction forms for Belgium is renamed to Partner ID. The value in this field is still reflected in the Counterparty VAT Number column in the Intrastat Dispatch report for Belgium.

For more information, see the help topic [Belgium Intrastat Report Fields](#).

The Netherlands 2022 Intrastat Dispatch Report Update

International Tax Reports version 3.123.0 includes the following updates for the Netherlands Intrastat Dispatch (Sales) Report:

- The Customer VAT No. column is replaced by Partner ID. The Partner ID column is sourced from the Partner ID field in the transaction record. For more information, see the help topic [Partner ID](#).
- The Statistical Procedure column is removed from the 2022 report.
- The Delivery terms column is added on the 2022 report. The value in this column is sourced from the Delivery Terms field in the transaction record. For more information, see the help topic [Delivery Terms](#).
- The Country of Origin column is added. The value in this column is sourced from the Country of Origin field in the transaction record. For more information, see the help topic [Country of Origin](#).

The Netherlands government no longer accepts submission of file reports using UPLOAD/SRL in ASCII format beyond 2021. The Export to ASCII button is no longer available for Netherlands Intrastat Dispatch report for tax periods starting January 1, 2022.

For more information, see the help topic [Intrastat Report for Netherlands](#).

Belgium VAT Report Updates

International Tax Reports version 3.123.0 includes updates to the following boxes in the Belgium VAT form:

Box	Updates to the box description and formula
01	Added SRS-BE
02	Added RS-BE
03	Added SS-BE
48	Added ES-BE, and ER-BE
49	Added SS-BE, RS-BE, and SRS-BE
54	Added SS-BE, RS-BE, and SRS-BE
55	Added EZ-BE
56	Added OS-BE
59	Added ECFA-BE, ESSP-BE, and FA2-BE Removed I-BE, and ESSS-BE
61	Added RCFA-BE and input amount Removed RC-BE, IS-BE, and ECFA-BE (bill credits)
62	Added RCFA-BE and input amount Removed RC-BE, IS-BE, ECFA-BE, and ISND-BE (bill credits)

Box	Updates to the box description and formula
64	Added SS-BE, RS-BE, SRS-BE
81	Added O-BE, OS-BE, and RC-BE
82	Added IS-BE
84	Added EDCSP-BE
85	Added RS-BE
87	Added IS-BE

For more information, see the help topic [What goes into each box – Belgium VAT report](#).

France VAT Report and Tax Codes Updates for 2022

International Tax Reports version 3.123.0 includes the new French VAT report (CA3) form for 2022 and support for import VAT reverse charge.

The France VAT form includes updates to the following lines:

Line	Updates to the box label and formula
A1	Changed label from 1 to A1 and added GAZ-FR
A2	Changed label from 2 to A2 and added FA-FR, GAZ-FR
A3	Changed label from 2A to A3
A4	Changed label from 2B to A4
B2	Changed label from 3 to B2
B3	Changed label from 3A to B3
B4	Changed label from 3B to B4
B5	Changed label from 3C to B5
E1	Changed label from 4 to E1
E2	Changed label from 5 to E2
E3	Changed label from 5A to E3
F2	Changed label from 6 to F2 and description changed to Intra-Community sales
F3	Changed label from 6A to F3
F6	Changed label from 7 to F6
F7	Changed label from 7A to F7
F8	Changed label from 7B to F8
16	Added P1, P2, I1, I2, I3, I4, I5, and I6
17	Added ESR-FR and removed ESSS-FR
20	Added IS1-FR, IS2-FR, IS3-FR, IS4-FR, ESR-FR, RCI-FR, and removed RC-FR, IS-FR, ES-FR, ER-FR, ESSP-FR, and ESSS-FR

Line	Updates to the box label and formula
21	Changed label to Other VAT to be deducted
22A	Changed label to Indicate the unique tax coefficient applicable for the period if it is different from 100
24	Changed label to Of which deductible VAT on petroleum products, box number 710

The France VAT form includes the following new lines:

Line	Description	Box	Formula
A5	Withdrawals from the suspensive tax regime (other than petroleum products)	51	Editable Field
B1	Releases for consumption of petroleum products	48	Editable Field
E4	Imports (other than petroleum products)	52	Editable Field
E5	Withdrawals from the suspensive tax regime (other than petroleum products)	53	Editable Field
E6	Imports placed under a suspensive tax regime (other than petroleum products)	54	Editable Field
F1	Intra-Community acquisitions	55	Net amount of purchases with tax codes ES-FR, ER-FR, EZ-FR, ESSP-FR, ESR-FR
F4	Releases for consumption of petroleum products	49	Editable Field
F5	Imports of petroleum products placed under a suspensive tax regime	50	Editable Field
P1	Taux reduit 20%	208	Editable Field
P2	Taux reduit 13%	152	Editable Field
I1	Normal rate 20%	210	Notional tax amount of purchases IPA1-FR
I2	Reduced rate 10%	211	Notional tax amount of purchases IPA2-FR
I3	Reduced rate 8.5%	212	Notional tax amount of purchases IPA3-FR
I4	Reduced rate 5.5%	213	Notional tax amount of purchases IPA4-FR
I5	Reduced rate 2.1%	214	Notional tax amount of purchases IPA5-FR
I6	Reduced rate 1.05%	215	Notional tax amount of purchases IPA6-FR
15	(including VAT on petroleum products)	600	Editable Field
	(including VAT on imported products excluding petroleum products)		
2E	Of which deductible VAT on petroleum products	711	Editable Field

The following tax codes will be provisioned to newly created France subsidiaries or nexuses to support postponed VAT accounting in the France VAT report:

Tax Code	Description	Rate	Available On
IPA1-FR	Postponed import VAT on goods purchased from Great Britain and non-EU countries	Standard rate 20%	Purchases

Tax Code	Description	Rate	Available On
IPA2-FR	Postponed import VAT on goods purchased from Great Britain and non-EU countries	Special reduced rate 10%	Purchases
IPA3-FR	Postponed import VAT on goods purchased from Great Britain and non-EU countries	Special territory 8.5%	Purchases
IPA4-FR	Postponed import VAT on goods purchased from Great Britain and non-EU countries	Reduced rate 5.5%	Purchases
IPA5-FR	Postponed import VAT on goods purchased from Great Britain and non-EU countries	Reduced rate, special territory 2.1%	Purchases
IPA6-FR	Postponed import VAT on goods purchased from Great Britain and non-EU countries	Special reduced rate, special territory 1.05%	Purchases
R3-FR	Super reduced rate	Special reduced rate, special territory 1.05%	Both (Sales and Purchases)

For more information about the France VAT report and tax codes update, see the help topics [What goes into each box – France VAT report](#) and [France Tax Codes](#).

End of Support for Norway VAT Report

International Tax Reports version 3.123.0 no longer supports Norway VAT report generation for 2022 tax periods. Beginning May 17, 2022, the International Tax Reports SuiteApp can only be used to generate reports from 2021 and earlier. The International Tax Reports SuiteApp will continue Norway tax code provisioning while the Norway Tax Reports SuiteApp will continue the compliance requirement of the VAT report effective January 2022.

For more information, see the help topic [Norway VAT Report](#).

International Tax Reports Issue Fixes

The International Tax Reports SuiteApp includes the following issue fixes in 2022.1:

- [International Tax Reports 3.123.0 Issue Fixes](#)
- [International Tax Reports 3.123.1 Issue Fixes](#)

International Tax Reports 3.123.0 Issue Fixes

International Tax Reports SuiteApp version 3.123.0 includes the following fixes:

- **Additional United Kingdom MTD Fraud Prevention Headers** – the following headers are added in compliance with the U.K. MTD requirements:
 - Gov-Client-Device-ID - an identifier unique to the originating device.
 - Gov-Vendor-Public-IP - the public IP address of the servers the originating device sent their requests to.
 - Gov-Vendor-Forwarded - a list that details hops over the internet between services that terminate Transport Layer Security (TLS).
 - Gov-Client-Public-Port - The public TCP port used by the originating device when initiating the request.

For more information about MTD fraud prevention headers, see the help topic [Sending of MTD Anti-Fraud Headers](#).

- **Germany Intrastat Dispatch CSV Report** – the header line is removed from the exported CSV file. For more information, see the help topic [Exporting the Germany Intrastat Report](#).

International Tax Reports 3.123.1 Issue Fixes

International Tax Reports SuiteApp version 3.123.1 includes the following fixes:

Germany Monthly/Quarterly VAT Report – Boxes 50 and 37 are added to additionally and separately report the VAT amount of partial or completely unrecoverable sales receivables or purchase liabilities. Both boxes are included in the exported XML file.

For more information about Germany VAT reporting see the help topic [What goes into each box – Germany Monthly/Quarterly VAT report](#).

SuiteApp Distribution

SuiteApp distribution includes SuiteBundler, SuiteApp Marketplace, and SuiteApp Control Center capabilities that you can use to distribute customizations to accounts.

NetSuite 2022.2 includes the following changes:

- [Bundle Support During Release Phasing](#)

Bundle Support During Release Phasing

Bundle support during phasing of 2022.2 is consistent with the support provided during previous releases. During phasing of 2022.2, some accounts continue to use 2022.1 at the same time that other accounts are upgraded to 2022.2. Therefore, you may be using a different version than some of the accounts where your bundles are installed.

Review the following descriptions for a reminder of how bundles from different versions are handled during release phasing:

- Bundles developed with 2022.1 can be installed in accounts that are already using 2022.2.
- Bundles developed with 2022.2 can be installed in accounts that are still using 2022.1, but with the following limitations:
 - When a user in a 2022.1 account installs a bundle from a 2022.2 account, the bundle installation stops if there are object types in the bundle that are not supported in 2022.1.
 - A bundle with a script that uses a new API available only in 2022.2 can be installed into a 2022.1 account, but the script may not function correctly because 2022.1 does not support the API.

SuiteBuilder – Customization

NetSuite 2022.2 includes the following enhancements to SuiteBuilder features:

Updated BFO Library for Advanced PDF/HTML Templates

Advanced PDF/HTML templates now use an updated BFO library.

BFO version 1.2.5 includes the following enhancements:

- Added barwidth attribute for EAN-13, UPC-A, and EAN-8 barcodes.
- Improved performance when loading an image.
- Added support for PDF/UA-compliant PDF documents.

For version details, see the help topic [Third-Party Products Used in Advanced Printing](#).

SuiteCloud SDK

SuiteCloud Software Development Kit (SuiteCloud SDK) is a set of tools you can use to develop SuiteCloud projects. These tools are the SuiteCloud IDE plug-ins and command-line interfaces.

SuiteCloud SDK for 2022.2 includes the following features and updates:

- [2022.2 SuiteCloud Extension for Visual Studio Code Is Not Yet Available](#)
- [2022.2 SuiteCloud CLI for Node.js Is Not Yet Available](#)
- [2022.2 SuiteCloud IDE Plug-in for WebStorm Is Not Yet Available](#)
- [2022.2 SuiteCloud CLI for Java Is Not Yet Available](#)
- [No New Releases for the SuiteCloud IDE Plug-in for Eclipse](#)

2022.2 SuiteCloud Extension for Visual Studio Code Is Not Yet Available

The 2022.2 SuiteCloud Extension for Visual Studio Code is targeted for release in August 2022.

SuiteCloud Extension for Visual Studio Code provides a UI for NetSuite platform development using SuiteCloud Development Framework (SDF). You can install the SuiteCloud Extension for Visual Studio Code, develop SuiteCloud projects, and deploy them to your account. For more information, see the help topic [SuiteCloud Extension for Visual Studio Code Overview](#).

SuiteCloud Extension for Visual Studio Code is an open-source project published in GitHub. To view its code and get the latest changes, see [SuiteCloud CLI for Node.js GitHub Repository](#).

2022.2 SuiteCloud CLI for Node.js Is Not Yet Available

The 2022.2 SuiteCloud CLI for Node.js is targeted for release in August 2022.

SuiteCloud CLI for Node.js is a tool that you can use with your own integrated development environment (IDE) or source-code editor to develop SuiteCloud projects. This CLI is optimized for the end-user experience. It is interactive and guides you through all the steps of the communication between your local project and your NetSuite account. For more information, see the help topic [SuiteCloud CLI for Node.js Guide](#).

SuiteCloud CLI for Node.js is an open-source project published in GitHub. To view its code and get the latest changes, see [SuiteCloud CLI for Node.js GitHub Repository](#).

2022.2 SuiteCloud IDE Plug-in for WebStorm Is Not Yet Available

The 2022.2 SuiteCloud IDE plug-in for WebStorm is targeted for release in August 2022.

SuiteCloud IDE plug-in for WebStorm is an integrated development environment (IDE) that is packaged for NetSuite platform development. It provides a UI for SuiteCloud Development Framework (SDF). You can download SuiteCloud IDE plug-in for WebStorm as a plug-in installation, develop SuiteCloud projects, and deploy them to your account. For more information, see the help topic [SuiteCloud IDE Plug-in for WebStorm Overview](#).

2022.2 SuiteCloud CLI for Java Is Not Yet Available

The 2022.2 SuiteCloud CLI for Java is targeted for release in August 2022.

SuiteCloud CLI for Java is the SDF command-line interface. You can use the CLI for Java with your own integrated development environment (IDE) source code editor to create SuiteCloud projects. You can also create batch and shell scripts that use CLI commands to automate your project validation and deployment processes. When used with your own IDE, CLI for Java acts as an alternative to SuiteCloud IDE. For more information, see the help topic [SuiteCloud CLI for Java Guide](#).

No New Releases for the SuiteCloud IDE Plug-in for Eclipse

As of NetSuite 2022.2, there will be no new releases for the SuiteCloud IDE Plug-in for Eclipse. The SuiteCloud IDE Plug-in for Eclipse remains available, but no further features will be added, and issues will not be fixed. For our latest development tools, consider transitioning to the SuiteCloud Extension for Visual Studio Code, the SuiteCloud IDE Plug-in for WebStorm, or the SuiteCloud CLI for Node.js.

SuiteScript

Refer to the following sections for details on SuiteScript updates for NetSuite 2022.2:

- [2022.2 SuiteScript Records Browser](#)

2022.2 SuiteScript Records Browser

The 2022.2 SuiteScript Records Browser is not yet available.

SuiteTalk Web Services Integration

NetSuite 2022.2 includes the following enhancements to web services features:

- [SOAP Web Services Version 2022.2](#)
- [Araxis Merge Diff File for the 2022.2 Endpoint](#)
- [2022.2 SOAP Schema Browser](#)

SOAP Web Services Version 2022.2

SOAP web services version 2022.2 is not yet available.

For information about the supported generally available versions, see the help topic [Support for Existing WSDL Versions](#).

Araxis Merge Diff File for the 2022.2 Endpoint

The [Araxis Merge diff file](#) highlights the schema changes between the 2022.1 and 2022.2 endpoints.

- [About the Araxis Merge Diff File](#)
- [Using the Araxis Merge Diff File](#)

About the Araxis Merge Diff File

NetSuite publishes an Araxis Merge diff file for every new endpoint. Depending on the scope of the release, changes described in the Araxis Merge diff file may include:

- New record types
- Elements (fields) that have been added, removed, or changed
- New sublists (lists)
- New joins
- New search filters and search return columns
- New platform operations

Using the Araxis Merge Diff File



Important: The screenshots in this section are for illustrative purposes only. They do not reflect changes related to any specific endpoint.

The Araxis Merge diff file is generated using Araxis Merge. When you click the Araxis Merge diff file link (when it is available), a page appears that offers an overview of all schema changes.

The following screenshot shows how this summary page looks. In this example, the highlighted rows indicate that an XSD has been modified. The integers at the center indicate the number of changed lines in the file. To see the exact differences, click the report link in the column on the right or click the name of the file in either column.

activities.scheduling.xsd	3	activities.scheduling.xsd	Report 1
activities.schedulingTypes.xsd	1	activities.schedulingTypes.xsd	Report 2
documents.fileCabinet.xsd	0	documents.fileCabinet.xsd	Report 3
documents.fileCabinetTypes.xsd	2	documents.fileCabinetTypes.xsd	Report 4
general.communication.xsd	3	general.communication.xsd	Report 5
general.communicationTypes.xsd	0	general.communicationTypes.xsd	Report 6
lists.accounting.xsd	32	lists.accounting.xsd	Report 7
lists.accountingTypes.xsd	5	lists.accountingTypes.xsd	Report 8
lists.employees.xsd	0	lists.employees.xsd	Report 9
lists.employeeTypes.xsd	0	lists.employeeTypes.xsd	Report 10
lists.marketing.xsd	0	lists.marketing.xsd	Report 11
lists.marketingTypes.xsd	0	lists.marketingTypes.xsd	Report 12
lists.relationships.xsd	10	lists.relationships.xsd	Report 13
lists.relationshipTypes.xsd	1	lists.relationshipTypes.xsd	Report 14
lists.supplyChain.xsd	0	lists.supplyChain.xsd	Report 15
lists.supplyChainTypes.xsd	0	lists.supplyChainTypes.xsd	Report 16
lists.support.xsd	2	lists.support.xsd	Report 17
lists.supportTypes.xsd	0	lists.supportTypes.xsd	Report 18

When you click any of these links, the Araxis Merge diff file shows a page with two columns. The previous version of the file is displayed on the left and the new version is displayed on the right. Changed elements are highlighted.

For example, the following screenshot shows an excerpt from the report on platform.commonTypes.xsd. Notice the addition of two values to the PermissionCode enumeration: `_accessPaymentAuditLog` and `_advancedPDFHTMLTemplates`.

000	<!-- PermissionCode/start -->	000	<!-- PermissionCode/start -->
001	<simpleType name="PermissionCode">	001	<simpleType name="PermissionCode">
002	<restriction base="xsd:string">	002	<restriction base="xsd:string">
003	<enumeration value="_accountDetail"/>	003	<enumeration value="_accessPaymentAuditLog"/>
004	<enumeration value="_accountingBook"/>	004	<enumeration value="_accountDetail"/>
005	<enumeration value="_accountingList"/>	005	<enumeration value="_accountingBook"/>
006	<enumeration value="_accounts"/>	006	<enumeration value="_accountingList"/>
007	<enumeration value="_accountsPayable"/>	007	<enumeration value="_accounts"/>
008	<enumeration value="_accountsPayableScaphing"/>	008	<enumeration value="_accountsPayable"/>
009	<enumeration value="_accountsPayableRegisters"/>	009	<enumeration value="_accountsPayableScaphing"/>
010	<enumeration value="_accountsReceivable"/>	010	<enumeration value="_accountsPayableRegisters"/>
011	<enumeration value="_accountsReceivableScaphing"/>	011	<enumeration value="_accountsReceivable"/>
012	<enumeration value="_accountsReceivableRegisters"/>	012	<enumeration value="_accountsReceivableScaphing"/>
013	<enumeration value="_accountsReceivableUnbilled"/>	013	<enumeration value="_accountsReceivableRegisters"/>
014	<enumeration value="_adjustInventory"/>	014	<enumeration value="_accountsReceivableUnbilled"/>
015	<enumeration value="_adjustInventoryWorksheet"/>	015	<enumeration value="_adjustInventory"/>
016	<enumeration value="_adminDocs"/>	016	<enumeration value="_adjustInventoryWorksheet"/>
017	<enumeration value="_edpImportData"/>	017	<enumeration value="_adminDocs"/>
018	<enumeration value="_edpSetup"/>	018	<enumeration value="_edpImportData"/>
019	<enumeration value="_advancedAnalytics"/>	019	<enumeration value="_edpSetup"/>
020	<enumeration value="_allocationSchedules"/>	020	<enumeration value="_advancedAnalytics"/>
021	<enumeration value="_allowForGLChanges"/>	021	<enumeration value="_advancedPDFHTMLTemplates"/>
		022	<enumeration value="_allocationSchedules"/>
		023	<enumeration value="_allowForGLChanges"/>

The Araxis Merge diff file also shows changes to data types. The following screenshot is a snapshot of transactions.sales.xsd. Notice that the `chargeType` element changed from an enumeration to a `RecordRef`.

1004	<!-- Element name="receDelivered" type="xsd:boolean" minOccurs="1"/>	1004	<!-- Element name="receDelivered" type="xsd:boolean" minOccurs="0"/>
1005	<!-- Element name="chargeType" type="platformCommonTypes:ChargeType" minOccurs="1"/>	1005	<!-- Element name="chargeType" type="platformCommonTypes:RecordRef" minOccurs="1"/>
1006	<!-- Element name="chargeAmount" type="platformCommonTypes:Amount" minOccurs="1"/>	1006	<!-- Element name="chargeAmount" type="platformCommonTypes:Amount" minOccurs="1"/>
1007	<!-- Element name="chargeRate" type="platformCommonTypes:Rate" minOccurs="1"/>	1007	<!-- Element name="chargeRate" type="platformCommonTypes:Rate" minOccurs="1"/>

2022.2 SOAP Schema Browser

The 2022.2 SOAP Schema Browser is not yet available.

Taxation

NetSuite 2022.2 includes the following enhancements to taxation features:

- SuiteTax
 - [Belgium Localization Now Available in SuiteApp Marketplace](#)
 - [Colombia Localization Now Available](#)
 - [Germany Localization Now Available](#)
 - [Ireland Localization Now Available in SuiteApp Marketplace](#)
 - [Netherlands VAT and WKR Reports Enhancements](#)
 - [Norway Tax Reports Enhancements](#)
 - [United Kingdom Localization Now Available in SuiteApp Marketplace](#)
- Legacy Tax
 - [International Tax Reports Enhancements](#)
 - [Belgium 2022 Intrastat Dispatch Report Update](#)
 - [The Netherlands 2022 Intrastat Dispatch Report Update](#)
 - [Belgium VAT Report Updates](#)
 - [France VAT Report and Tax Codes Updates for 2022](#)
 - [End of Support for Norway VAT Report](#)
 - [International Tax Reports Issue Fixes](#)
 - [International Tax Reports 3.123.0 Issue Fixes](#)

- International Tax Reports 3.123.1 Issue Fixes
- Australia Payment Times Report
- Portugal Invoice Certification Shipping Documents
- Portugal SAF-T Enhancements

User Interface

NetSuite 2022.2 includes the following enhancement to the NetSuite User Interface:

- Menu Search Enhancement
- Inline Editor Sublist Tooltip

Menu Search Enhancement

NetSuite Global Search results now include all hierarchy levels within the Navigation Menu. For more information, see the help topic [Navigation Menu](#). When you enter keywords in the Global Search, the enhanced results appear under a **Menu Results** heading.



The Menu Search feature is enabled by default. To disable the menu search, go to Home > Set Preferences. On the **Analytics** subtab, clear the **Page Search** box.

Inline Editor Sublist Tooltip

When editing a sublist inline and you hover over a cell, a tooltip appears that shows the column name. If a sublist has many lines, now you can view the column name when scrolling down the sublist.



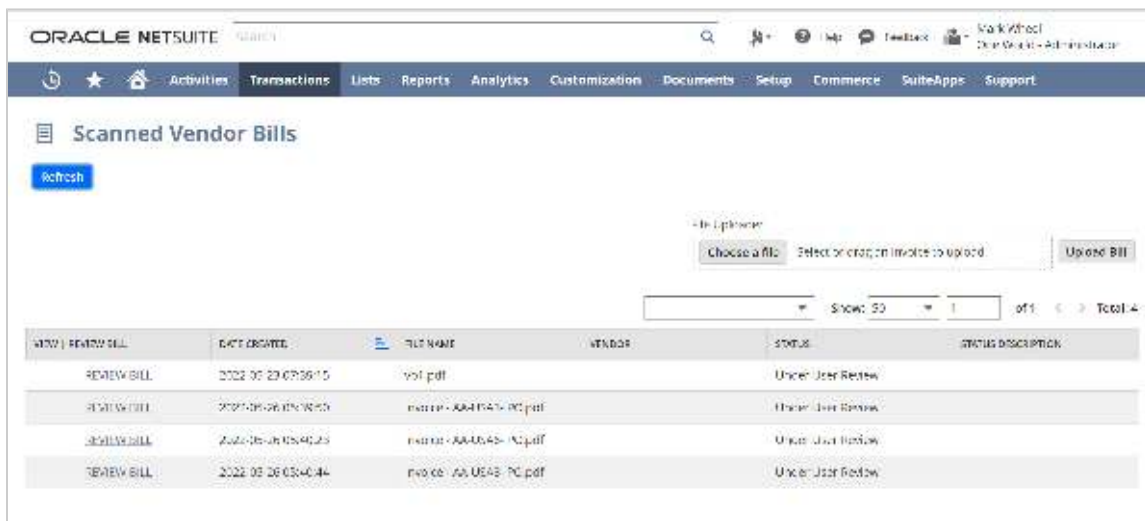
Vendors, Purchasing, and Receiving

NetSuite 2022.2 includes the following enhancement to the vendors, purchasing, and receiving features:

Create NetSuite Vendor Bills From Uploaded Files

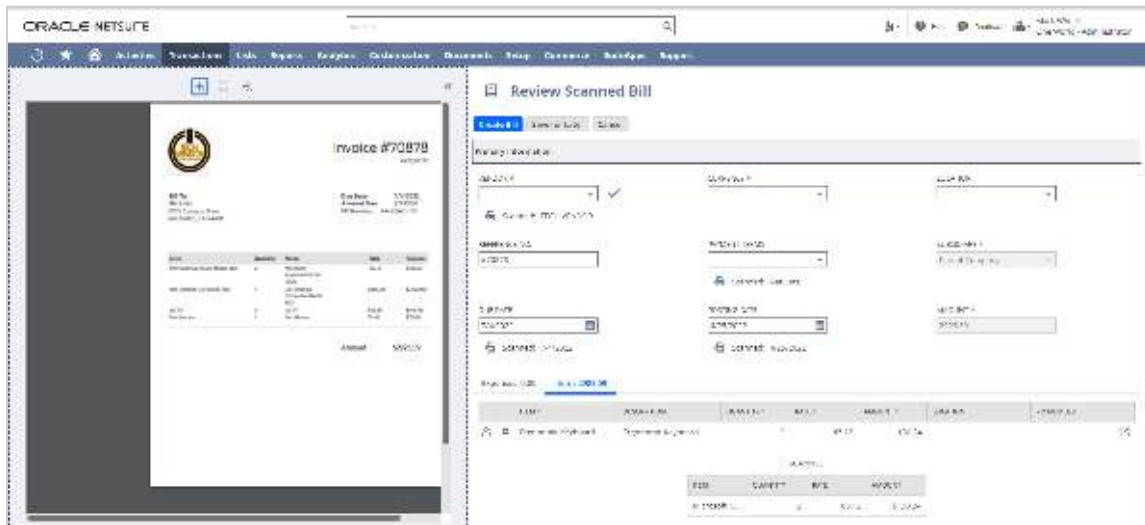
In 2022.2, you can upload scanned vendor bill files into the File Cabinet, and then create NetSuite vendor bills from the uploaded files. This process supports both items and expenses. Uploading vendor bills eliminates the vendor bill data entry process, and reduces manual errors and inconsistencies that occur when entering vendor bills.

Uploaded files appear on the Scanned Vendor Bills page after you refresh the page.



When you click a Review Bill link, an optical character recognition (OCR) program reads the data on the scanned bill. The Review Scanned Bill page opens. This page presents the scanned file on the left side, and the vendor bill on the right side. Complete the fields, as required. When you are satisfied with the

information, click Create Bill. When the bill is created, NetSuite redirects you to the bill, where you can process this bill as you would any NetSuite bill.



Using this method for creating vendor bills dramatically increases efficiency. In addition, NetSuite remembers what suggestions were correct or incorrect, and implements those suggestions the next time a bill is created for that vendor.

If you are tasked with processing scanned vendor bills, your Reminders portlet on the Home page provides a link to the bills that require processing. You can also go to the Scanned Vendor Bills page. Go to Transactions > Payables > Upload Vendor Bill.

For more information, see the help topic [Uploading Vendor Bill Files Into NetSuite](#).